

Conozca su perfil en la plataforma MEE

SCHOOL WORK

(Perfil Estudiante)

1

Ingrese con su usuario y contraseña a la siguiente liga:

<https://www.macmillaneducationeverywhere.com>

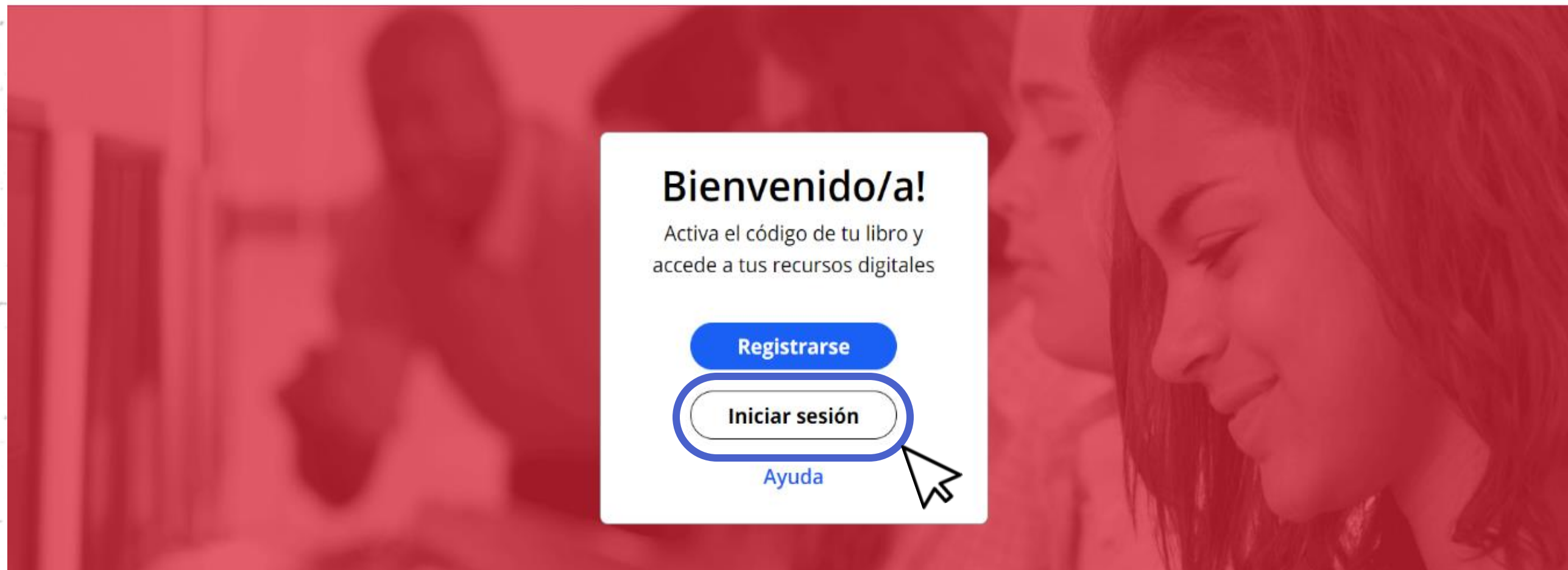
Conozca su perfil estudiante en la plataforma MEE

2



Haz clic en **Iniciar sesión** para acceder.

ES



Conoce tu perfil estudiante en la plataforma MEE
TRABAJO ESCOLAR

3

Coloca tu usuario y contraseña, después haz clic en **Iniciar sesión**.



Inicia sesión en tu cuenta MEE

Nombre de usuario


[He olvidado mi nombre de usuario](#)

Contraseña



[He olvidado mi contraseña](#)


Iniciar sesión

 Iniciar sesión con Google

— ¿Aún no tienes una cuenta? —


Regístrate

La sección de **School work** te permite consultar las tareas y evaluaciones asignadas por tu profesor para realizarlas y posteriormente entregarlas. Haz clic en **School work**, para desplegar el menú.




The screenshot shows the MEE platform interface. At the top left, there is a 'Welcome' message with the MEE logo. On the right, there is a help icon with a question mark and the number 4. The main content area is a grid of course cards. On the left side of the grid, there is a vertical navigation menu with the following items: 'My library', 'Class setup', 'School work' (highlighted with a blue bar and a mouse cursor), 'Notifications', 'Settings', 'Help', and 'Log out'. Below the navigation menu, there is a 'Theme:' section with a dropdown menu showing 'Blue (default)'. The grid of course cards includes: 'Academy Stars Second Edition Level 1', 'Bebop and Friends Student's Book and Activity Book Level 1', 'Doodle Town Second Edition Level 2', 'Gateway to the World B1', 'Get Involved! American Edition Level 5', 'Global Stage Level 3', 'Learning Well Level 1', and 'Share It! Level 1'.

Al hacer clic en **School work** se desplegarán las opciones disponibles para esta sección: **Assessment, Homework, Progress, Grading and Calendar**. A continuación, se dará más detalle de cada una.



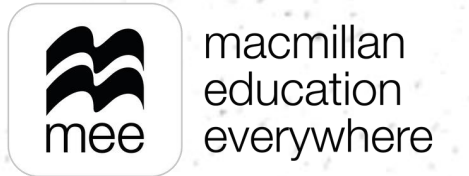
The screenshot displays the MEE platform's user interface. At the top left, the 'mee' logo and the word 'Welcome' are visible. A navigation sidebar on the left contains several menu items: 'My library', 'Class setup', 'School work', 'Notifications', 'Settings', 'Help', and 'Log out'. The 'School work' item is highlighted with a blue border and a right-pointing chevron. A dropdown menu is open from this item, listing five options: 'Assessment', 'Homework', 'Progress', 'Grading', and 'Calendar'. A mouse cursor is positioned over the 'Assessment' option. The main content area features a grid of course cards. Each card includes a book cover image, the course title, and the level. The visible cards are: 'my 1st Edition', 'Bebop and Friends Student's Book and Activity Book Level 1', 'Doodle Town Second Edition Level 2', 'Gateway to the World B1', 'can Edition WED!', 'Global Stage Level 3', 'Learning Well Level 1', and 'Share It! Level 1'. A blue question mark icon with the number '4' is located in the top right corner of the interface.

En la sección de **Assessment**, podrá agregar exámenes para los alumnos.



The screenshot shows the MEE platform interface. At the top left, there is a 'Welcome' header with the MEE logo. A navigation menu on the left lists several options: 'My library', 'Class setup', 'School work', 'Notifications', 'Settings', 'Help', and 'Log out'. The 'Assessment' option is highlighted, and a mouse cursor is pointing at it. Below the navigation menu, there is a grid of course cards. The cards are arranged in two rows and four columns. The first row contains: 'My S1', 'Bebop and Friends Student's Book and Activity Book Level 1', 'Doodle Town Second Edition Level 2', and 'Gateway to the World B1'. The second row contains: 'can Edition VED!', 'Global Stage Level 3', 'Learning Well Level 1', and 'Share It! Level 1'. At the bottom left, there is a 'Theme:' section with a dropdown menu showing 'Blue (default)'. At the top right, there is a help icon (a question mark in a circle) with a small '4' next to it.

Conozca su perfil estudiante en la plataforma MEE



6

Dentro de **Assessment** podrá agregar o visualizar las evaluaciones que ha asignado a los alumnos. Esta sección está disponible dependiendo la serie.

School work Assessment

< MENÚ

Dashboard

My activities

Dashboard

Learning Well Level 6

+ Add assessment

Active 62 Future 3 Past 34 Drafts 2

10 of 62 results

Learning Well Level 6

Download

More actions


Unit 1- Evaluation

Start date: 10th November 2024 09:00 | End date: 19th November 2024 16:00

| | | | | | |
|------------------|--|--------------|----------|------------------------------------|---------------------------------------|
| Questions | 25 | 5 | 5 | 0 | 5 |
| Assigned to | 3A, 7B View students | Sin comenzar | En curso | Requiere calificar | Completado Ver avance |
| Format | Digital or paper | | | | |
| Created by | Teacher's name | | | | |
| Controlled start | Start whole class assessment now | | | | |

Conoce tu perfil estudiante en la plataforma MEE TRABAJO ESCOLAR

En la sección **Homework**, puede asignar actividades a los estudiantes.



The screenshot displays the MEE platform interface. At the top left, the 'mee' logo and the word 'Welcome' are visible. A navigation menu on the left side includes options like 'My library', 'Class setup', 'School work', 'Notifications', 'Settings', 'Help', and 'Log out'. A secondary menu is open, showing 'Assessment', 'Homework', 'Progress', and 'Calendar'. The 'Homework' option is highlighted with a blue bar and a mouse cursor. The main content area shows a grid of educational resources, including 'Bebop and Friends Student's Book and Activity Book', 'Doodle Town Second Edition Level 2', 'Gateway to the World B1', 'Global Stage Level 3', and 'Learning Well Level 1'. A 'Theme:' selector at the bottom left shows 'Blue (default)' as the selected theme. A help icon with the number '4' is located in the top right corner of the interface.

Conozca su perfil estudiante en la plataforma MEE



Dentro de **Homework** podrá agregar o visualizar las actividades que ha asignado a los alumnos.

Esta sección está disponible dependiendo la serie.



< MENÚ

Dashboard

My questions

Dashboard

Learning Well Level 6

+ Add homework

Active 62 Future 3 Past 34 Drafts 2

10 of 62 results

Learning Well Level 6

Download

More actions

Clase 6A - Learning Well

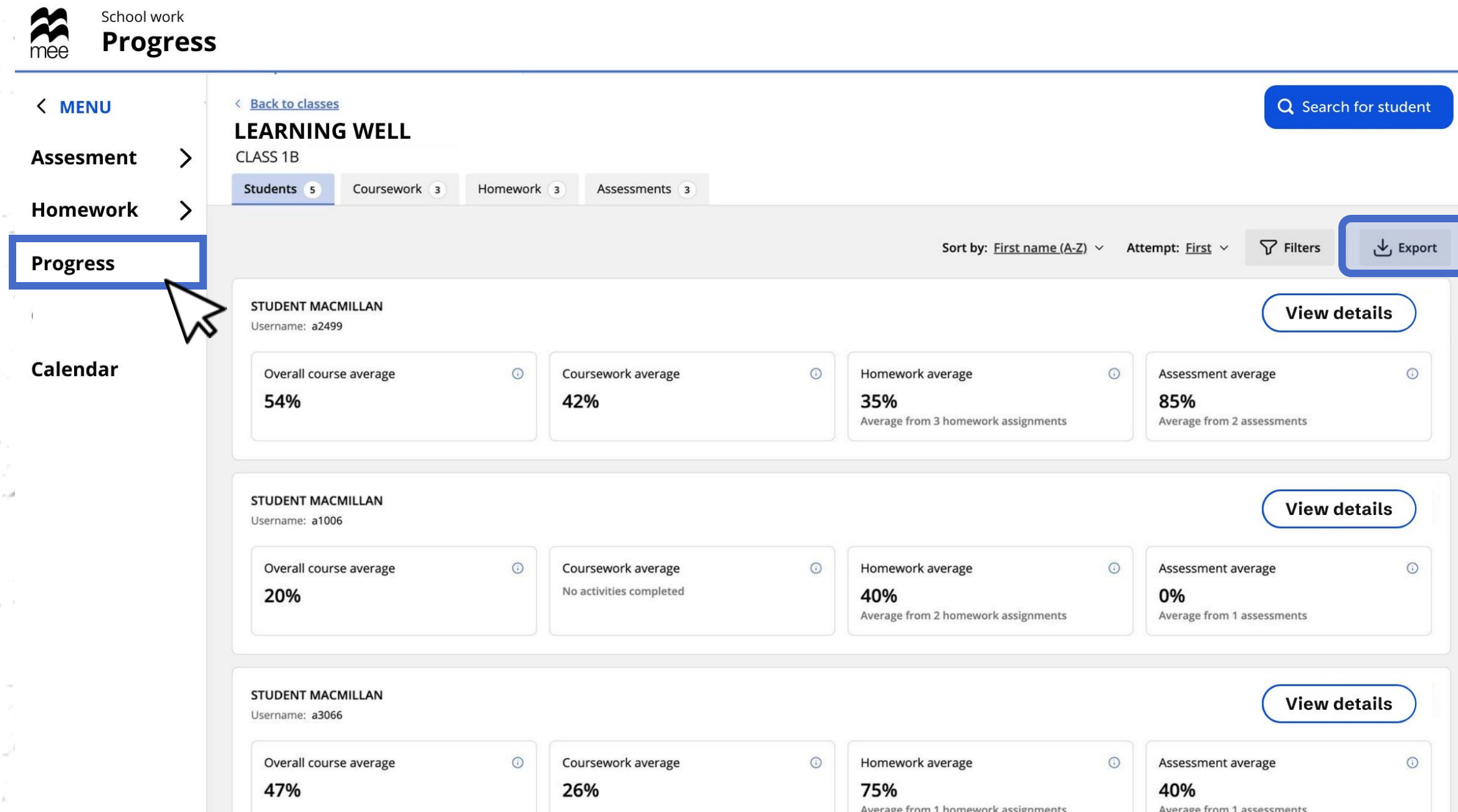
Start date: 10th November 2024 09:00 | End date: 19th November 2024 16:00

| | | | | | |
|-------------|----------------|-------------|-------------|----------------------|-----------|
| Activities | 4 | 5 | 5 | 0 | 5 |
| Assigned to | 1A | Not started | In progress | Requires grading | Completed |
| Created by | Teacher's name | | | View | |

Conoce tu perfil estudiante en la plataforma MEE

TRABAJO ESCOLAR

Al ingresar a **Progress**, podrá consultar el avance académico de las clases y de los estudiantes. Podrá exportar la información en formato **.CSV**.



The screenshot displays the 'Progress' section for 'LEARNING WELL CLASS 1B'. The interface includes a sidebar menu with 'Progress' highlighted, a search bar, and an 'Export' button. The main content area lists three students with their performance metrics:

| Student Username | Overall course average | Coursework average | Homework average | Assessment average |
|---------------------------|------------------------|-------------------------|--|-----------------------------------|
| STUDENT MACMILLAN (a2499) | 54% | 42% | 35% Average from 3 homework assignments | 85% Average from 2 assessments |
| STUDENT MACMILLAN (a1006) | 20% | No activities completed | 40% Average from 2 homework assignments | 0% Average from 1 assessments |
| STUDENT MACMILLAN (a3066) | 47% | 26% | 75% Average from 1 homework assignments | 40% Average from 1 assessments |

El uso de **Calendar**, le permitirá gestionar reuniones o eventos con profesores y estudiantes.

< Calendar + Add event

< Menu

- Assessment >
- Homework >
- Progress
- Calendar**

October 2024 Today

| Sun | Mon | Tue | Wed | Thu | Fri | Sat |
|-----|-----|-----|-----|-----|-----|-----|
| 29 | 30 | 1 | 2 | 3 | 4 | 5 |
| 6 | 7 | 8 | 9 | 10 | 11 | 12 |
| 13 | 14 | 15 | 16 | 17 | 18 | 19 |
| 20 | 21 | 22 | 23 | 24 | 25 | 26 |
| 27 | 28 | 29 | 30 | 31 | 1 | 2 |

Ingrese a **Add event** para empezar a programar sus actividades.

Conozca su perfil estudiante en
la plataforma MEE



¿NECESITA AYUDA?

Escríbanos a:

mx.explico@macmillaneducation.com
donde con gusto le atenderemos.



Conoce tu perfil estudiante
en la plataforma MEE
TRABAJO ESCOLAR



macmillan
education
everywhere